

Thin Carpet Runner Stair Rods			
Sets	3 foot	4 foot	5 foot
Plain Ends	M-163	M-164	M-165
Knob Ends	M-16K3	M-16K4	M-16K5
Thick Carpet Runner Stair Rods			
Sets	3 foot	4 foot	5 foot
Plain Ends	M-173	M-174	M-175
Knob Ends	M-17K3	M-17K4	M-17K5

Stair Decorating Hardware : Stair Rods, Dust Corners & Facia Decor
 Stair Rods. When considering stair rods for the stair carpet, the thickness of the carpet runner, including pad (if used) is important in choosing the correct series of stair rods. Our stair rod brackets have two space allowances for different thicknesses of stair carpets. See the chart above for complete sets.


M-16 and M-16K are for Thin to normal thicknesses of stair runners as the available spacing under the bar is 5/16". Carpets of lesser thicknesses and slightly greater thickness can be used with the M-16 or M-16K type ends. The brackets measure 1 3/4" x 1 3/4"; 1/2" thick. This bracket allows a clearance, under the rod, for the carpet runner of approximately 5/16".

M-17 and M-17K series are for Thick stair carpet runners. The brackets measures 2 1/8" x 2 1/8"; 1/2" thick. This bracket has a clearance space for the thicker carpet runner, under the rod, of approximately 11/16". Both sets come with a strong 5/8" diameter carpet rod which has a wall thickness of 1mm. This means that these are much stronger rods than our competition who offer you 1/2". Note the stock numbers for length of the rod for each complete carpet rod set in the chart.


M-16, M-16K, M-17, M-17K are the stock numbers to order for brackets only without rods, for persons desirous of using wooden rods.

L-37P (plain) and **L-37F** (design) are brass dust corners. While we have used them on the stairs in the picture (L-37P) they can be used in any room of the house in any corner. They are a dramatic finishing touch especially when the base boards of a room or stairs are natural wood. Both dust corners measure 2 3/4" from tip to tip & mount with one center brass nail-supplied.

M-22 Stair Facia Decoration Victorian & Edwardian type stairs often had a facia board decoration, on each step of a stairway. While some of this decorating was done with carved wood designs, others were decorated with lovely brass castings. Our solid brass cast design is an exact reproduction of a Victorian stair piece. It mounts onto the facia board of a stairway with four brass small pin nails (advise drilling tiny pilot holes first on hardwood). Measures: 7 7/8" x 4 1/4" tall and has a thickness of 1/4". A nice final touch to a quality stairway.



M-20 Series Kickplates



ZM-30 Series Threshold

Do the two colored pictures above give you vertigo ?? Yes, I admit they are a bit strange to present a product but....

The picture on the right is looking straight down at a **solid brass threshold** between a kitchen and a laundry room. These thresholds are quality, solid brass, extrusions nicely polished. No cheap aluminum here. For the finest restorations. Called the **ZM-30 Series**, these thresholds meas: 3 3/4" wide & 3/16" thick. They come in three lengths and can be notched with a hacksaw around moldings & cut shorter. Very heavy extrusions which give a sound & feel of quality when under foot.

ZM-3030 is 30" long, **ZM-3034** is 34" long and **ZM-3038** is 38" long.

M-20 Series



Here are solid brass kickplate measuring 6" tall in various widths. The left picture, above, is the same doorway.

M-2028 is 28" wide; **M-2030** is 30" wide; **M-2034** is 34" wide. Kickplates should be sized a min. of 2" less wide, than the door

M-22 Series


These are solid brass kickplates measuring **8"** tall in four widths.

M-2228M is 28" wide x 8" tall; **M-2230M** is 30" wide x 8" tall; **M-2234M** is 34" wide x 8" tall; **M-2238M** is 38" wide x 8" tall



M-42A, M-43B, M-44C These numbers are the stock numbers for the ends only, of the door push bar sets: single; double and triple respectively. A sample of a triple application is seen above. Use as one or multiples for the area to be covered. A set is sold as a pair of ends, so all you have to do is to supply the bars. Use your own 5/8" dia pipe or bar, or order our 5/8" diameter solid brass tubes with 1mm wall thickness, and then cut to length. Tube available in 3ft (**M-163T**); 4ft (**M-164T**) and 5ft (**M-165T**) lengths. The center to center distance between double and triple bars is: 3" which equates to a 2 1/4" space when the bars are in place. Height of the bar off a flat surface: 3/16". All are fastened with wood screws--supplied. An inexpensive way to protect valuable stained glass doors (etc) from people pushing on them to open a door.

Use as one or multiples for the area to be covered. A set is sold as a pair of ends, so all you have to do is to supply the bars. Use your own 5/8" dia pipe or bar, or order our 5/8" diameter solid brass tubes with 1mm wall thickness, and then cut to length. Tube available in 3ft (**M-163T**); 4ft (**M-164T**) and 5ft (**M-165T**) lengths. The center to center distance between double and triple bars is: 3" which equates to a 2 1/4" space when the bars are in place. Height of the bar off a flat surface: 3/16". All are fastened with wood screws--supplied. An inexpensive way to protect valuable stained glass doors (etc) from people pushing on them to open a door.



M-18 Set of a dozen brass plated shelf brackets. Stem fits 1/4" hole-ledge protrudes 1/2". Very functional and so simple to use.

M-18B Finest shelf support available. 2 parts solid brass. Tube receiver fits a 3/8" hole and shelf support fits neatly into the tube receiver.

M-21 Brass Plated elbow latch-normal elbow latch size & is supplied with the catch. Latch: 7/8"H x 1 1/4"W x 15/16"L

M-25 A simple but effective drawer stop. M-25 is made from steel; has two points of insertion and hold instead of one. These can be installed with a hammer, channel locks or a clamp. 11/16"H x 3/4"W. Sold in 100 pc bags **only**



L-65S 2 pc Cast Brass stair rail bracket (not plated like others) Projects from the wall: 3 1/4", Base: 2 3/4" x 1 1/2"



ZLW-44SB Rare 2 pc Lost Wax Cast Brass Victorian stair rail bracket. Nicest and most pricey we make, but, it is the absolute best anywhere ! Projects from the wall: 3", Base: 3" x 1 1/2"



ZB-5 Windsor pattern by Reading. Projects: 3 3/8". Base: 3" x 1 3/8" max. Nice lost wax quality. 2 castings.



L-83SB Extra big stair bracket. Web motif. 2 cast parts. Projects from the wall: 3 3/4", Base: 3" x 1" maximum



ZLW-169 Rarity to be sure. This flat style stair support bracket went out of fashion around 1900. Ours is Lost Wax cast from an original made by R&E, Circa 1870. It is simply beautiful.

2 1/4" wide; 2 3/8" projection