

L-12R or L12L

Fine cast lever French Door handles. Overall size 4 3/8"; Projects: 2 3/8" shaft dia going into backplate is 11/16"



L-12

L-12 A set with two handles and connecting square spindle. Order either **L-12L** (left) or **L-12R** (right) for a single left or right single handle for the cremone bolt set.

ZLW-20K & ZLW-21LK
Fine Lost Wax cast handles especially made for Cremone bolts but can also be used for ordinary doors if a smaller size knob is desired. Below stock numbers are for **ONE** handle or knob only. If you want a set, you must order 2pcs and an L-S5 spindle, for a complete door set.



ZLW-20K


ZLW-21LK



L-62LH

Here is a perfect solution for those heavy lever handles that cannot be supported by the lock springs alone. Our "lever spring helper". It can be added to any flat surfaced door plate or rose. Drill 3 holes and mount with

screws from the back. We supply a template so you can do it easily. This helper takes the place of the LS-2 we normally mount on our doorplates. Some doorplates cannot be retro-fitter with this helper because the doorknob



L-55N
L-56W

receiver is cast directly onto the plate which is the case with the R&E line and/or plates like L-27, Or has a curved surface like (L-15 series). This helper spring works for both right and left hand operations since it contains a horseshoe coiled spring.



ZLW-163FB

L-55N & L-56W

Half mortised 8" bolts for the edge of one door, of a double door set, to keep it closed.

L-55N 3/4" w
L-56W 1" w

ZLW-163FB

Gorgeous Lost wax cast french bolt. Overall with catch box: 22" x 2 1/4". Beauty and security in one piece. Perfect for Victorian decor

M-14CP (below) Set of 7pcs floral decor cremone guide covers for our L-1314 set




M-14CP



M-1308 M-1408

Both M-13 & M-14 series are available in four lengths




Exceptional Surface Bolts
Quality extruded door bolts with spring tension ball bearing guides. Bolt width 11/16" mounting brackets extend 3/8" on each side Bolts come with two catch plates.

M-13 Series has a "spool" knob with simple guides

- M-1308** 8" surface bolt
- M-1312** 12" surface bolt
- M-1318** 18" surface bolt
- M-1324** 24" surface bolt

M-14 Series has an Aesthetic floral type knob with matching decorated covers


- M-1408** 8" surface bolt
- M-1412** 12" surface bolt
- M-1418** 18" surface bolt
- M-1424** 24" surface bolt



M-13A & M-13B Catches

M-13A Rectangular catch plate meas 2" wide x 3/4" and is used for recessing into the floor for the bottom bolt.

M-13B Rectangular catch plate with tongue is commonly used for top deadbolt (to protrude from the door frame). 1 7/8" w x 1 3/4" OA The receiver hole in both catches measures 3/4" wide by 3/8" long and they have a metal thickness of 3/32".



L-1314 Cremone Door Bolt.

This is the type of door bolt that is used normally on double french doors. However, it can be used on single doors as an effective double bolt at both the top and bottom of a door. The photograph shows two basic "looks" for this product. The handle on the left is showing an oval doorknob with matching guides covers (M-14CP set of seven) on the locking rods which perfectly match in design. Also see M-14 series-- matching deadbolts. The Cremone Bolt in the center shows the handle L-12R (Right hand door) french style door handle. L-12L available for left hand doors. If you would like a different door knob in our catalog, simply choose one and order it-- they will all fit. L-1314 is reversible for left or right hand doors.

L-1314 is sold in "kit" form so that you can choose the "look" that pleases you. When you order L-1314 you will receive the basic kit which includes everything in the picture as follows: door knob mechanism, (the case measures 1 3/4" wide by 6" long and has a doorknob receiver that is 11/16" diameter); 2 long rods, one for the top (51" long with four guides) and one for the bottom (39" long with the three guides) and four catch plates (you will only need two). The rectangular catch plate measures 2" x 3/4" and is most commonly used for recessing into the floor for the bottom bolt. The rectangular plate with a tongue is most commonly used for the top bolt (to protrude from the door frame) and measures: 1 7/8" wide x 1 3/4" overall. The rod is 11/16" wide by 5/16" thick

The guides on which the rods ride are all ball bearing with spring tension for smooth activating. They protrude from each side of the rod 7/16" are 5/8" wide. The guides and rods are both extruded solid brass. All parts are polished. This set will fit doors of any length up to 96" tall. For shorter doors-- simply trim the rods (top and bottom) an equal amount with a hacksaw. For taller doors we make an extra long rod which can be used either on the top or bottom of a door depending on where you want the handle. This extra rod, stock # L-1314M is 7 foot long and comes complete with four guides. this is an accessory rod, not substitutable.

ZLW-1FECEB What a beautiful Lost Wax cast Cremone Bolt Set !! Absolutely Gorgeous and priced at a VERY small fraction of what we paid for the original sample. Fits all doors up to 8 foot and you can order our 7 foot rod for taller doors. Sold without a knob, so either use yours or choose from two wonderful new Cremone Knobs above, that we made, inspired by this fine piece. Limited Availability. Top and bottom rods are 51" long and 39" long. Guides are inside decorative covers and are still ball bearing type. This Bolt mounts by screwing a sub plate to the door and then mounting the guide and guide box over the sub plate and locking it down with side set screws. Sold without knob or lever but shown with ZLW-20LK.

Z L W - 1 F E C B