
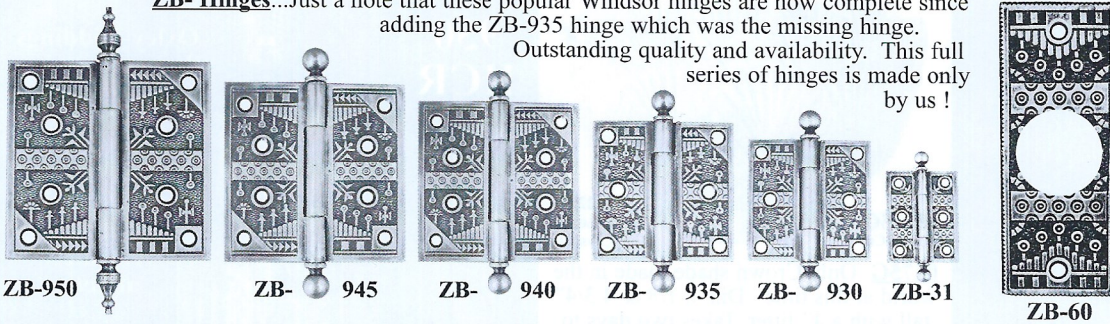


ZB- Hinges...Just a note that these popular Windsor hinges are now complete since adding the ZB-935 hinge which was the missing hinge.

Outstanding quality and availability. This full series of hinges is made only by us!



ZB-11 "Bottom of the door" deadbolt latch to be pushed down & released with a foot. Finish is a bit rustic but still classic. Latch: 2" wide x 5 3/16" tall. The Catch is: 2" wide for floor mounting and is strong for that.

ZB-12 Top of the door spring deadbolt. Normally a chain, or ring, is connected to the eye but is a matter of taste. Latch: 2" wide by 5 1/8" tall Catch: 2" wide by 1 1/4" tall

ZB-34KO Small Windsor pattern knob from similar to the

ZB-34 latch knob . 1" dia head by 1/2" tall.

ZB-58...Transom style window latch and catch. "Wow" quality as usual in the Windsor Line. Latch: 1 7/8" by 2 3/4" wide and Catch: 5/8" by 2 7/8" wide

ZB-45...Nice impressive size Windsor pat. slide bolt-Very attractive. 4" by 1 5/8" & catch: 1 5/8" by 3/4"


ZB-60...Small backplate for the cylinder of a lock like the L-9SP or the L-210 series. Just lovely. Plate is 4 1/8" tall by 1 5/8" wide.

All these ZB- items are Windsor pattern made by Lost Wax casting (like jewelry making) and are finished in a gorgeous Antique Hi/lo finish- all matching

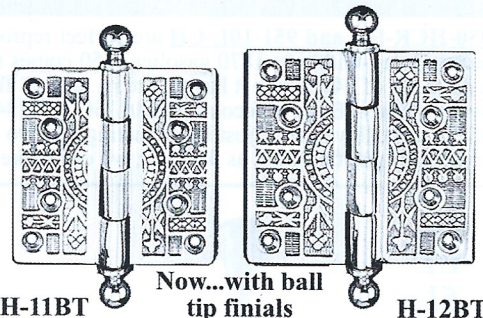


ZC-600
Solid Copper
Fronts-
Hand Hammered-

Arts & Crafts,
Locking,
Passage Latch



ZC-600
Arts & Crafts locking passage latch with solid copper, hand hammered, antique finish, front plate. Same size as our latch L-100. Great for A&C hardware. We also make a complete front door lock L-9SPAC & a matching interior door room lock ZC-299AC...all with solid copper, hammered, antiqued face/catch design. We're the ones!




H-11BT Now...with ball tip finials **H-12BT**

H-11BT and H-12BT...Just a note that our popular hinges (H-11 & H-12) are now available with balltip finials.

Supplement 4-3a

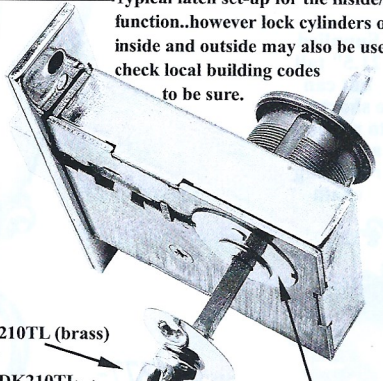
ZLW-249SH.. This narrow, good looking, backplate (a modification of ZLW-249 on another supplement) has a power spring built right into the backplate. It is designed to hold a heavy lever handle level with little worry whether the lock spring will support that heavy lever handle. Now this backplate has strength built right in. Size: 1 7/8" wide by 10 3/8" tall. 2 1/4"cc



ZLW-54NKH Adding the non-keyhole version of ZLW-54ERH to our line. Matching size: 2" x 4"

ZLW-249SH (illus)
PowerSpring center for heavy lever handles
ZLW-249
Regular Backplate


L-7500 (brass) ...1" long cylinder
L-N7500 (nickel plated) ...1" long cyl
L-7525 (brass) ...1 1/4" long cylinder
L-N7525 (nickel plated) ...1 1/4" long cyl
L-7550 (brass) ...1 1/2" long cylinder
L-N7550 (nickel plated) ...1 1/2" long cyl
L-7575 (brass) ...1 3/4" long cylinder
L-N7575 (nickel plated) ...1 3/4" long cyl



Typical latch set-up for the inside/outside function..however lock cylinders on both inside and outside may also be used but check local building codes to be sure.

L-210TL (brass) or **L-DK210TL** (antiqued) or **L-N210TL** (nickel plated)


L-211A adapter for using the turn latch




Cylinder cover
L-23 Brass
L-DK23 Antique
L-N23 Nickel Plated



L-211A



L-210TL Polished Brass or **L-DK210TL** Antiqued or **L-N210TL** Nickel plated




L-210 Polished Brass
L-DK210 Antique Finish
L-N210 Nickel Plated

L-210 series...Three finishes and combo's of workings makes this deadbolt series very versatile. First it is a deadbolt lock using a secure cylinder lock. If desired, you can add the interior thumbturn latch. (L-211A plus L-2210TL).

We also offer the cylinder housing L-23 in 3 finishes.

L-210 series case 2 1/2" x 3 1/16 deep (faceplate adds 3/16" so total depth is 3 1/4"). Faceplate: 1" by 4 1/8" Deadbolt shoots 3/4". Lock Catch plate: 1 1/8" by 3 1/2" L-??210TL turn backplate is: 7/8" x 1 3/4". Projects: 1 1/8" Backset: 2 3/8"



L-7525
L-N7525
L-7550
L-N7550
L-7575
L-N7575