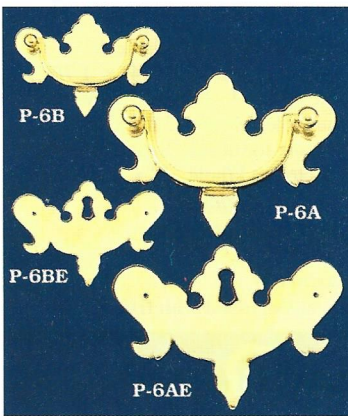
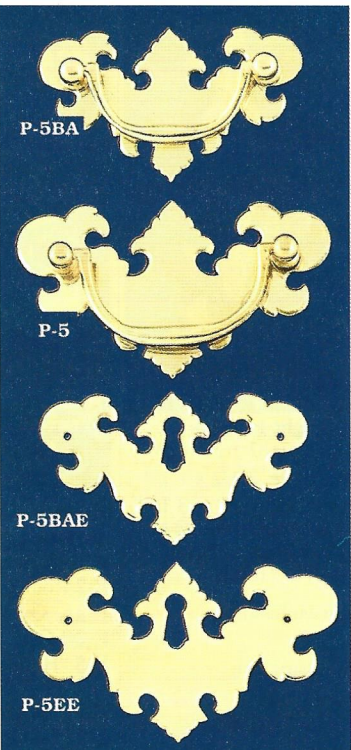



Cast "Chippendale" style-- our largest period handle set
P-17A Large backplate; 3" c/c
 4 5/16" Wide x 3 3/16" Tall
P-17AE Matching keyhole to P-17A. Backplates have a thickness of 2mm




Cast "Traditional Chippendale" style period handle sets
P-6A Fine Backplate: 3" tall x 4" wide
 Boring of 3" c/c
P-6AE Matching size keyhole to the P-6A handle set
P-6B Backplate: 2" tall x 2 1/2" wide
 Boring of 2" c/c
P-6BE Matching size Keyhole to the P-6B handle set

M-3 Brass Darkening Solution
 Room temp darkening solution for brass; bronze; iron; steel; or tin. Use only plastic containers and tools. Our solution changes metals from light brown to black based contact time. Dilute for slower action. Metal to be darkened must be clean of polishing compounds; oils and **not lacquered**.
 If soiled, we recommend cleaning with Acetone using safe procedures. If lacquered, the item must be stripped with any commercial paint stripper, following precautions. Rinse with water when you see the color you desire. If you fail to achieve the desired results, simply repolish, clean and try again.
 Proprietary formula. We do not divulge the composition.
 Three sizes:
M-3 4 oz size
M-3A 12 oz size
M-3B Gallon size



Cast "Inverted Chippendale" style period handle sets
P-5 Backplate: 2 3/8" x 4 1/16" wide, boring of 3" c/c
P-5EE Matching size k/hole to P-5
P-5BA Backplate: 2" x 3 5/16" wide boring 2 1/2" c/c
P-5BAE Matching K/hole to P-5BA



Fine wrought "Early American" chased handles
P-8 2 1/2" boring, **P-8A** 3" boring
 Backplates and the keyhole measure: 2 1/8" x 4" wide; 1/16" thick.
P-8AE Matching keyhole to handles



Lost Wax Cast Backplates

Period Handle Sets
 Outstanding quality period handle sets with cast bails. Posts are lathe turned and threaded with 8/32 thread. We supply a threaded rod and nut for mounting, but if you want a smooth interior drawer, we suggest that you go to your neighborhood hardware store and buy 8/32 screws, with heads on them, for the correct thickness of your drawer or door; or, buy our pan head screws, of various lengths, at the bottom of this page.
 If you require a handle that has a keyhole too, please note that our keyholes have the nail holes at the same boring as the backplate handle sets. So, you could convert the keyholes to "Keyhole handle sets" by drilling the nail holes larger & adding posts and bails.

Order: **M-1A** for a doz turned posts **B-300** for each 3" bow bail or **B-250** for 2 1/2" bow bail or **B-200** for 2" bowl bail
 These are same bails and posts used with the pictured handle sets.
 All backplates have a thickness of approximately 2mm
 Authentic Stamped "Hepplewhite" handles. Stamped backplates; cast bails turned posts with 8/32 thread.




P-21H
P-21H 1 1/2" h x 2 3/4" w; 2" c/c



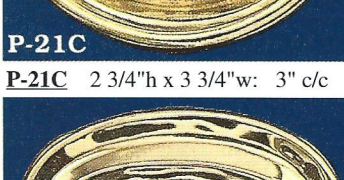
P-21A
P-21A 2 1/4" h x 3" w; 2 1/2" c/c



P-21B
P-21B 2 3/8" h x 3 1/2" w; 2 3/4" c/c

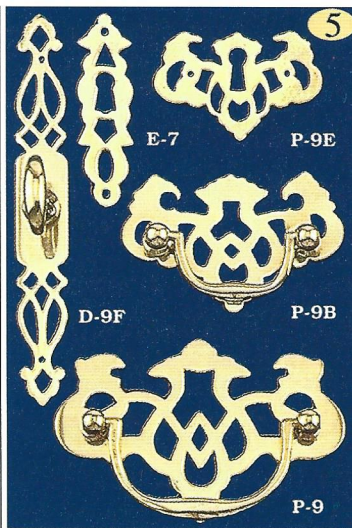


P-21C
P-21C 2 3/4" h x 3 3/4" w; 3" c/c




P-23
P-23 2 1/4" h x 3 3/4" w; 3" c/c

Lovely Lost Wax cast backplates w/ precision cast Swan neck bails
ZP-2235 4 7/16" w x 3" h; 3 1/2" c/c
ZP-2330 4" w x 2 3/4" h; 3" c/c
ZP-2425 3 5/16" w x 2 3/8" h; 2.5" c/c



Cast Period handles
P-9 Period handle set. Boring: 3" c/c
 Backplate: 2 5/8" tall x 4" wide
P-9B Period handle set: 2" Boring
 Backplate: 2" tall x 3" wide
P-9E Period matching keyhole:
 1 1/2" tall x 2" wide
D-9F Nice pierced door/drawer plate w/ D-12. 5 1/2" tall x 3/4" wide
E-7 Pierced door keyhole: 3" X 3/4"
 All plates are approximately 2mm thick, screws and/or nails supplied



Cast "Batwing Chippendale" style period handle sets
P-20A Backplate: 3 1/8" tall x 4" wide boring of 3" c/c
P-20AE Matching keyhole to P-20A
P-20B Backplate has a 2 1/2" c/c 2 1/2" tall x 3 1/8" wide;
P-20BE Matching keyhole to P-20B



The above picture shows 4 types of 8/32 threaded posts that come with our various handles. Handles are supplied with threaded rods and nuts 1 3/16" long. A flush interior results from using pan head screws instead. Lengths below don't include the head
S-CP16 5/8", **S-CP19** 3/4"
S-CP22 7/8", **S-CP25** 1" long
S-CP32 1 1/4", **S-CP38** 1 1/2"
S-CP44 1 3/4" long **S-CP300** 1"
 Sold in bags of 50 pcs ONLY !!