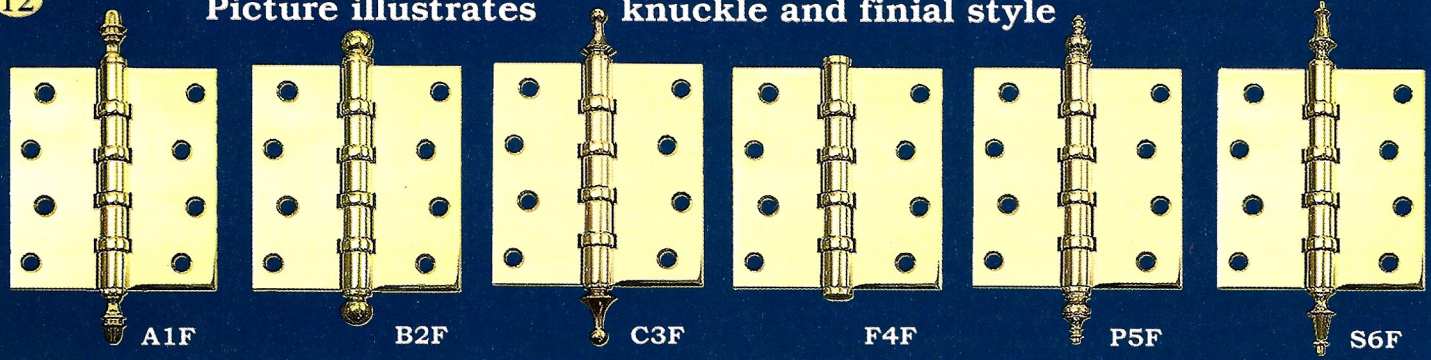


Picture illustrates knuckle and finial style




Some of the Finest Butt hinges in America. Heavy solid extruded brass hinges, cut and then milled from a solid piece of brass stock. Complete with FOUR, brass encased, ball bearings in the knuckle. Choice of six decorative finials. The stock number of the hinge is open size.--Length by width. For instance: H-3025 is a butt hinge which is 3" length by 2 1/2" width without finials.

The number following the size stock number is the finial number i.e. A1F, B2F, C3F, F4F, P5F, S6F. So... since you know the size of the hinge by the stock number, all you need to know is the height of the finials to know the complete overall height. Finial sizes are-below:

A1F-1" tall    B2F-1/2" tall    C3F-1" tall    F4F-1/8" tall    P5F-1" tall    S6F-1 3/8"

Leaf thickness of these fine hinges, varies between 3/32" for smaller hinges to 5/32" for the largest hinges. These very heavy duty hinges which combine maximum bearing strength with beauty.

H-3025-A1F	H-3025-B2F	H-3025-C3F	H-3025-F4F	H-3025-P5F	H-3025-S6F
H-3030-A1F	H-3030-B2F	H-3030-C3F	H-3030-F4F	H-3030-P5F	H-3030-S6F
H-3530-A1F	H-3530-B2F	H-3530-C3F	H-3530-F4F	H-3530-P5F	H-3530-S6F
H-3535-A1F	H-3535-B2F	H-3535-C3F	H-3535-F4F	H-3535-P5F	H-3535-S6F
H-4035-A1F	H-4035-B2F	H-4035-C3F	H-4035-F4F	H-4035-P5F	H-4035-S6F
H-4040-A1F	H-4040-B2F	H-4040-C3F	H-4040-F4F	H-4040-P5F	H-4040-S6F
H-5040-A1F	H-5040-B2F	H-5040-C3F	H-5040-F4F	H-5040-P5F	H-5040-S6F
H-5045-A1F	H-5045-B2F	H-5045-C3F	H-5045-F4F	H-5045-P5F	H-5045-S6F



**H-1 Series** Strong Extruded, cut, milled and drilled quality Butt Hinges, Sizes below are open sizes "length" x width and "leaf thickness".


- H-1AB** 1" x 3/4" x 2mm leaf thickness
- H-1BC** 1 1/2" X 7/8" & 2.5mm leaf thickness
- H-1CD** 2" x 1 3/16" x 2.5mm leaf thickness
- H-1LM** 2" x 1 3/16" x 2.5mm leaf thickness  
Each finial adds 1/2" to the overall length.
- H-1DE** 2.5" x 1 3/8" x 2.5mm leaf thickness
- H-1JK** 2.5" x 1 3/8" x 2.5mm leaf thickness  
Each finial adds 5/8" to the overall length.

6 Extruded 3" hinges. One set is narrower than the other & both are available in 3 modes: Plain or ball tip finials or steeple finials. The finest butt hinges on the market. These replace: H-1EF & H-1FG.

- H-1EFA**: 3" x 5/8", leaf thickness: 1/16"
- H-1EFB**: 3" x 2", leaf thickness: 7/64"  
*H-1EFB has pairs of steel, self colored, bearing washers inserted into the knuckle for extra bearing strength. Strong hinge but steel is visible in joint.*

- H-1FGA** (H-1EFA with 3/4" tall spire finials)
- H-1FGB** (H-1EFB with 3/4" tall spire finials)
- H-1FG4** (H-1EFA with 1/2" tall ball finials)
- H-1FG5** (H-1EFB with 1/2" tall ball finials)


**H-13** Fine EXTRUDED hinge for desk lids or door applications. Size: 1 1/2" x 2 3/8" when open with a leaf thickness of 2.8mm. Hinges are all polished and supplied with screws.



Solid Brass door hinges which are reproductions of the hinges available at the turn of the century. Ours are precision cast or extruded for strength--NOT sand cast. Note the construction compared to other vendor's similar looking, but "rolled" or sand cast hinges.

**H-8 & H-9** H-8 and H-9 Both of these ball-tipped door hinges are "extruded" brass with steel removable pins. Extruded Hinges means that they were created by milling and drilling a solid block of pressure extruded brass-- not punched out from sheet brass and then bent into shape by stamping machines. **H-8** is a 3 1/2" x 3 1/2" hinge. **H-9** is a 4" x 4" hinge. See bearing hinges for larger sizes.

**H-11 & H-12** H-11 is a 3 1/2" x 3 1/2" hinge. H-12 is a 4" x 4" hinge. For sizing, add 1 1/2" along the pin length for each finial on both H-11 and H-12. All Hinges are supplied complete as illustrated with solid brass screws. All hinge leaves are 1/8" thick. Both of these hinges are precision pressure cast into special alloy steel molds and then milled and drilled to their final shape. Both have steel pins. Pressure casting allows the detail to remain extremely sharp and the brass to approach the strength of "forged" materials. Non -standard hole patterns as these are exact reproduction of Circa 1880+ hinges.



**H-80 Series Very fine Extruded lift off hinges with center brass encased "bearing".** Available in both dome finial: **H-80AR** (pr of right hand hinges) and **H-80AL** (pr of left hand hinges) and spire finial: **H-80BR** (pr of right hand hinges) and **H-80BL** (pr of left hand hinges)

Basic hinge without finials measures: 4" X 2 1/2" Dog leg section of each leaf is: 11/16" wide. Leaf is a very strong 1/8" thick. The dome finial adds 1/4" to each end of each hinge, while the spire finial adds 1 3/8" to each end of each hinge. Outstanding fine quality hinges.

