

### Single Hanging Lights


Victorian motif or Turn of the Century or Deco motif or 40's appearance. It is all here.

These fixtures use either a 2 1/4" fitter (for small shades) or a 4" fitter (for med shades) or the *Big Shade* lights use a 6" fitter. All chain lights can be used on a vaulted ceiling and we even make a nice solid tube vaulted ceiling light which is shown below. This light uses a solid lathe turned decor tube for a very nice appearance.

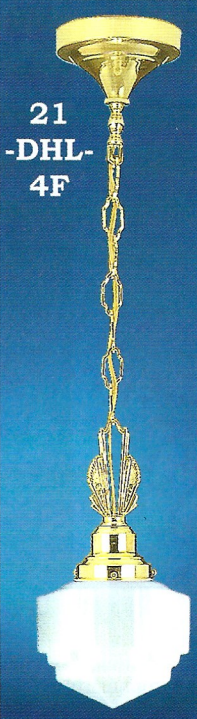
20  
-EHL-  
6F



19  
-EHL-  
4F



21  
-DHL-  
4F



22  
-DHL-  
6F



17  
-CCL-  
4F-  
w/-  
100G



18  
-CCL-  
6F



Fitter Size: 4F = 4", 6F = 6", ZA 's = 2 1/4"

- 17-CCL-4F Ht: 16.75"--Rated: 150 watts
- 18-CCL-6F Ht: 23"--Rated: 150 watts
- 19-EHL-4F Ht: 39.5"--Rated: 150 watts  
Shorten by removing chain links;
- 20-EHL-6F Ht: 44"--Rated: 300 watts  
Shorten by removing chain links
- 21-DHL-4F Ht: 42"--Rated: 150 watts  
Shorten by removing chain links
- 22-DHL-6F Ht: 51"--Rated: 300 watts  
Shorten by removing chain links

- 23-EPL-4F Ht: 39.5"--Rated: 150 watts  
Shorten by cutting pipe; fitter: 4"
  - 24-EPL-6F Ht: 39.5"--Rated: 300 watts  
Shorten by cutting pipe; fitter: 6"
  - ZA-100 Ht: 40"--Rated: 100 watts.  
Shorten by removing chain links
  - ZA-200 Ht: 15" ZA-299 Ht: 43"
  - ZA-300 Ht: 18 3/4" on a flat ceiling.
- All ZA- heights are without shades  
All fitters for ZA- lights are 2 1/4"

17  
-CCL-  
4F




17  
-CCL-  
4F  
W/  
085G




17  
-CCL-  
4F-  
w/-  
098G




24-EPL-6F




23  
-EPL-  
4F



ZA-200  
ZA-299



ZA-100



ZA-300

