


Only the 57 watt CF lamp requires a separate ballast shown below

Ballast:

- One needed for every two lamps
- Ballast must be wired to within 6 feet of socket & bulb
- Can be mounted anywhere







Custom Hickey:

designed & manufactured by Vintage Hardware




57 W Lamp

CF Color Temperature Hues Available




- A. 827 hue bulb is 2700°K ~ called Warm White. Is the closest to incandescent in color.
- B. 830 hue bulb is 3000°K ~ called Soft White. Has a warm rosy appearance.
- C. 835 hue bulb is 3500°K ~ called Neutral White. Has the most neutral "daylight" appearance.
- D. 841 hue bulb is 4100°K ~ called a Cool White. Has a cool, bluish cast and a brighter appearance.

* All hues are available in all wattages. Colors in photo are somewhat exaggerated to show differences.



Electronic CF Ballasts



Electronic CF Bulbs

Electronic CF and Incandescent Comparison Chart

CFwatts	IN-Watts*	Length†	CF Lumens	IN Lumens	CF Life hrs	IN Av Life hrs
13Watts	75 watts	6.1"	900	760	12000	2000
18Watts	100 watts	6.4"	1200	1100	12000	2000
26Watts	150 watts	7.0"	1800	1750	12000	2000
32Watts	200 watts	7.25"	2400	2500	12000	2000
42Watts	264 watts	8.75"	3200	2640	12000	2000
57Watts	300 watts	10"	4300	3600	12000	2000

*IN-Watts = Equivalent Incandescent Wattage where IN stands for incandescent

† Complete with socket-total length

Lumens is the measure of light brightness. 57 Watts requires a special socket/ballast & large/tall shades