



2000 West Sims Way
 Port Townsend, WA 98368
 360-379-9030
 www.vintagehardware.com



Cut Sheet for 166-ES

Glass Shades available: Frosted denoted as ES1, Amber denoted as ES-2

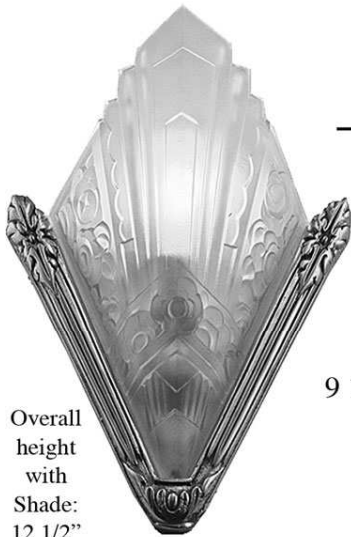
Finishes available: Polished Brass (PB), Nickel over Brass (NP)
 Antique Brass (DK) and other finishes by special order.

Fire Code: non-flammable

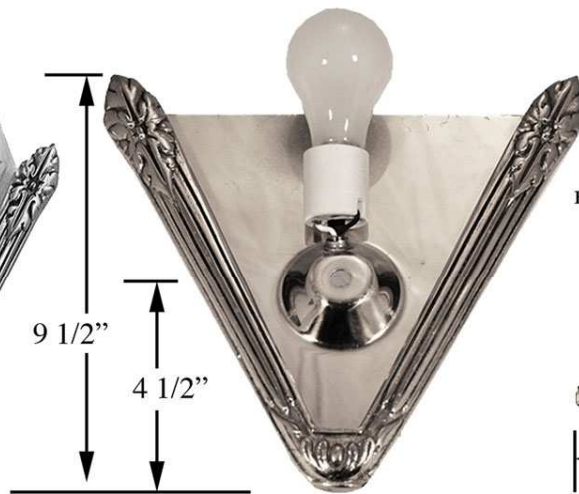
Materials: 70/30 Brass and Pressed Glass Shade
 normally with a porcelain UL approved E-26 medium base socket
 (special sockets are available and can be ordered)



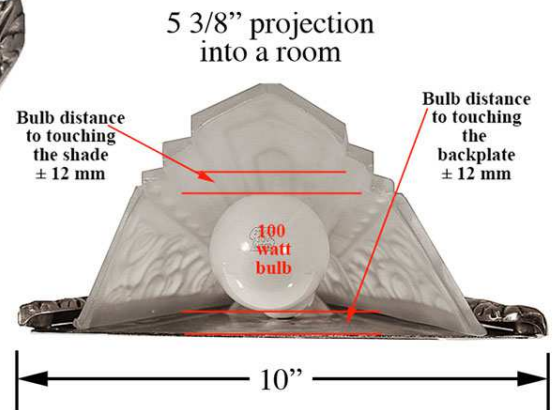
Approved for:
 Dry Locations
 File #: E137267



Overall height with Shade: 12 1/2"



9 1/2"
 4 1/2"



Mounting with UL approved crossbar to a standard electrical box with 1/8 IPS all-thread & cap (supplied).

Stock numbers meanings and ordering



Standard Sconce Type

Replace X with 1 frosted Glass or 2 amber Glass

Replace XX with PB for polished Brass or NP for Nickel Plated Brass or DK for Antique Darkened Finish

Example: The bright polished brass sconce at the top-left is: 166-ES2-PB