

M-4RP set

M-4 Roll top desk lock. Also used for shutter files and other cabinets where a tambor shutter is installed.

Set consists of five pieces.

**M-4** set is supplied with the square cornered trap door plate. Trap door plate measures 13/16" x 2 3/8".

**M-4RP** set is supplied with the round cornered trap door plate. Trap door plate measures. 1" x 2 1/4".

Both trap door sizes: 5/16" x 1".

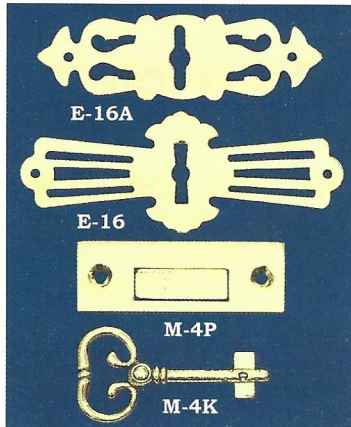
Lock body meas: 1 3/8 tall x 1 3/4" wide; 11/32" thick. Lock face plate: 5/8" x 3 1/4" Keyhole: 1 3/8" x 3 5/8" Keys 2 1/4" long overall

**F-3** Heavy cast (1/8" thickness) card frame. 2" tall x 3 1/4" wide.

Screw centers at 2 7/8".

**F-5A** Wrought (1/8" thickness) nail on card frame. 1 9/16" tall x 3 1/4".

Nail centers at 3".



E-16A

E-16

M-4P

M-4K

**Parts for "old" roll top desk locks**

**E-16** Pierced Keyhole 1 3/8" x 3 5/8"

**E-16A** Heavier keyhole 1" x 3 1/4"

Keyhole material thickness: E-16 is 1mm and E-16A is 1.2mm

**M-4K** Brass key blank - 2 1/4" long

**M-4P** Trap door plate only for a roll top desk lock. 13/16" tall x 2 3/8" w

**M-4P** is the stock number for the trap door plate only



B-29

B-30

K-22

B-22

K-22B

**Contemporary solid brass hardware, All use 8/32" thread for mounting.**

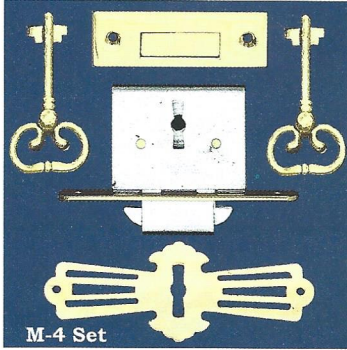
**B-22** Lathe turned/wrought bail w/ 19/32" dia lathe turned washers 3" boring

**B-29** Precision Cast concave ends brass handle with internal recess.


**B-30** Precision Cast convex ends brass handle with internal recess.

Both **B-29** & **B-30** are 3/8" thick and meas: 3" w x 3/4" projection; 2 1/2" c/c

**K-22** 1" Dia knob; 7/8" tall **K-22B** 1 1/4"Dia; 1" tall **K-22** & **K-22B** match **B-22**



M-4 Set



F-6F

F-7

F-6

Pulls for roll top desk; file card drawers or any small drawers

**F-6** Most common pull inside a roll top desk. Overall size: 1 5/8" x 2" 3/8" wide. Card window size: 1/2" x 1 3/4" Screw centers at 2 1/8"

**F-6F** Small card frame matching F-6

**F-7** Larger pull 2" tall, 2 3/8" wide

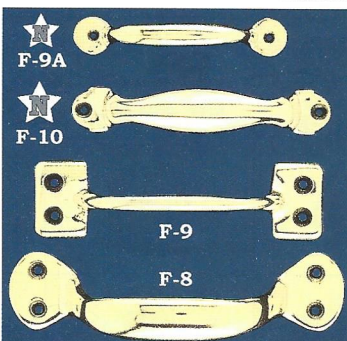
Screw centers at: 2 1/8"

Card window size 13/16" x 1 5/8"



F-3

F-5A



F-9A

F-10

F-9

F-8

**F-8** Heavy quality file cabinet/drawer pull or use as a sash lift since the center of the handle is offset. Width is 5 3/4" and the screw centers at 4 7/8".

**F-9** Heavy quality "Precision Cast" file cabinet or drawer or sash pull with tapered sides mounting squares. 5" wide; with 4 1/4" screw centers.

**F-9A** Smaller cast sash/hoosier/drawer pull. 3 5/8" wide; screw centers 3".

**F-10** Cast file cabinet/drawer pull. Unique shape with concave top--4 3/8" wide; and screw centers at 4".



K-5

K-6B

K-6A

K-24

K-N26

K-26

**K-5** and **K-24** are both the same size knob: 1 1/2" diameter: 1 3/8" tall. Both supplied with illustrated washer (1 3/8" Diameter). **K-5** Spool cabinet motif. **K-24** has a floral Aesthetic motif.

**K-6A** and **K-6B** knobs are identical motif period style knobs, just different sizes, and both supplied with the illustrated washer.

**K-6A** knob and washer both are 1" Dia. 5/8" tall

**K-6B** knob and the washer both are 1 1/4" diameter, 13/16" tall.

**K-26** is an antique American knob usually used on "Hoosier" and other types of kitchen cabinets. But could also pass for contemporary. Supplied with two oval head screw fittings. Diameter: 1 1/8"; 7/8" tall.

**K-N26** is K-26 nickel plated. Same size and supplied with two screws



**Solid Brass, Lathe turned Victorian style knobs and washers except K-4CS**

**K-4H** 1/2"D x 7/16"H 1/2" Washer **K-4M** 5/8"D x 9/16"H 5/8" Washer


**K-4** 3/4"D x 3/4"H; 3/4" Washer **K-4A** 1"D x 15/16"H; 1" Washer

**K-4B** 1 1/4"D x 1 1/4"H; 1 5/16" Washer

**K-4CS** Spun-Hollow larger knob 1 1/2"D x 1 1/2"H; 1 5/16" Washer

**Cupboard Turns to Match Knobs:**

**K-7A** 1" Dia. knob & washer **K-7B** 1 1/4" knob & washer. Both w/turn ends  
Knobs use 8/32" threads except K-4A and K-4B which have 1/4w20 threads.



K-25A

K-25B

K-25C

K-25D

K-25E

K-25F

K-25 Series of porcelain knobs with threaded inserts all 8/32"

**K-25A** 3/4" Dia. 3/4" tall

**K-25B** 1" Dia. 13/16" tall

**K-25C** 1 1/4" Dia. 15/16" tall.

**K-25D** 1 1/2" Dia. 1" tall.

**K-25E** 1 3/4" Dia. 3/8" tall.

**K-25F** 2" Dia.: 1 1/4" tall.

Standard 8/32" machine screw supplied.



K-15B  
2nd Quality

K-15A

K-15C

K-15D

K-15F

K-15G

K-15H

K-15 Victorian series of red oak knobs with metal inserts of 8/32" machine thread installed into the knob. Use any 8/32 screw or ours supplied.

**K-15A** 1 1/16" Dia., 3/4" tall.

**K-15C** 7/8" Dia., 7/8" tall

**K-15D** 1 3/16" Dia., 1 1/8" tall

**K-15F** 1 3/8" Dia., 1 3/8" tall

**K-15G** 1 5/8" Dia., 1 5/8" tall

**K-15H** 2" Dia., 2 1/8" tall

Also available is K-15B. 2nd quality (price to match) which is a 1" dia knob; 1" tall. K-15B is great for antique restorations where you need to put something on a drawer but don't want to spend a lot of money. These do, however, need a little sanding or filling. It has a 5/32" thread-screw supplied.