




ZLW-78K
(sold ea)

ZLW-78K Ah...old father Northwind. Attractive Lost Wax cast screen door knob being 1 7/8" in diameter and 1 3/4" tall. Fits the receivers of all screen door plates here. Sold each so if you want a pair- (set) order two plus a spindle L-S9 for a complete set.

ZLW-5 Wonderful old screen door lock made by Lost Wax casting. Lock Body: 2 1/4" wide by 2" long Catch: 2" wide by 7/8" inside leg.



ZLW-5




ZLW-88SDL



ZLW-93K

ZLW-93K Wonderful old Victorian screen door knobs made by Lost Wax casting. Dia: 2" x 1 1/2" tall. We sell them each, without spindle, so you can use with a lever handle or other knob, on the other side of the door. Uses spindle L-S9 spindle or L-S10 spindle if purchasing our L-67MB screen door lock.



H-92

ZLW-108

H-92 Solid brass..not plated, strong screen door hinge with adjustable spring. 3" x 3" add 1/2" for each finial for overall length. Lovely hinges.

ZLW-108 Lost Wax cast brass coiled spring hinge. Most made during this time were weaker one coil springs. Ours is a full coil spring.




L-67SHL



L-67K

L-67K Traditional screen door knobs used at the turn of the century. We sell them each, without spindle. You can use with a lever handle or other knob. Knob dia: 1 3/4" by 1 3/4" tall. Uses spindle L-S9 (or L-S10 if purchasing our L-67MB lock).



L-67LP



L-67LH

Screen Door Latch parts and set

Have it your way !!! We are offering this set for sale by the piece, or, by the set. Mix and match components from this L-67 set with other knobs or backplates for the exact "look" you would like to have for your screen door. But...if you like all that you see here and want to order it as a set, then order **L-67SDL**. Otherwise...order from the numbers on the pictures

L-67MB- Mortised screen door latch (requires our special spindle L-S10 to operate and is supplied with the lock) To install: drill loose 5/8" dia for the barrel, 2 11/16" long; Backset is 1 3/4" for the cam spindle L-S10. Nice installed.

L-67LP Locking screen door plate 1 1/2" w x 4" t. Locks on the spindle.


L-67PX Non locking screen door plate L-67LP & L-67PX meas: 1 1/2" w by 4"

L-S9 Screen door spindle to connect two lever handles, or two knobs or one of each, for screen door locks other than **L-67MB**. **L-67MB**, when ordered comes with the special spindle L-S10 which has the special cam center required to operate this lock.

The SET: **L-67SDL (6 pieces)**

- 1) One **L-67K**
- 2) One **L-67LH**
- 3) One **L-67LP & One L-67PX**
- 4) One **L-67MB with L-S10**

All you need for a wood screen door



L-S10

L-67MB



L-S9

ZLW-88SDL Great old Victorian screen door lock re-created by Lost Wax casting. Lock Body: 2 1/8" wide by 3 1/2" long Catch: 2" wide by 7/8" inside leg. The latch has an especially long tongue. It is best to inset this latch, past the edge of the door about an 1/8" or so, in order that the rounded part of the tongue engages the catch. We are guessing that it was designed to accommodate larger gaps between the screen door and jam. This is a locking screen door latch.

L-67LH Screen door lever handle with shaft (cannot use with L-67MB lock) Same handle as L-67SHL but w/all thread rod, 2 1/4" long, fixed.

L-67SHL Screen door lever handle ONLY Threaded for our L-S9 shaft, this lever can be used on the other side of the door from any of our other handles, or even use two levers together. Protrudes 1 3/8" and the handle is 1 3/4" long

L-67K Screen door hollow round knob (threads onto L-67MB lock spindle) Use two lever handles, or two knobs, or one of each

Fine Victorian Screen Door Latch Set: ZLW-107SDL

Only for sale as a set, since all the parts do match each other. Of course, if you just HAD to have a bigger knob for the outside door, or wanted a lever for one side, you could still get this set and use the knobs that come with it on furniture while you replace them with larger different patterned ones. **Lock:** 2 1/4" wide x 1 7/8" long. Latch is locking type with catch: 2" wide by 7/8" inside leg. **Knob** is 1 1/4" dia & 1" tall. **Backplate:** 1" wide by 2 1/8" tall. **Set Consists of:**

- 1) Lock and catch (as shown)
- 2) 2 knobs (as shown)
- 3) One small backplate (as shown)
- 4) One knob spindle (not shown)

This is a locking screen door lock set


House door locks NOT Screen door locks

ZLW-110 The best recreated, Victorian decorated, door rim lock in America. This super rim lock was made by Mallory, Wheeler and was patented 1873. We have reproduced it right down to the patent date (visible in the picture) and the Mallory Wheeler signature on the other side. Every part of this lock is either precision cast or heavy wrought. This lock had to be done to perfection...and is. The lock is fully reversible so that one lock is for all doors. In addition to having a passage turn latch with star broach, it also has a locking key bolt that works from either side of the door. In addition to the key bolt, there is a manual privacy bolt operable from only inside the room and independent of the key.

Case: 4 3/4" tall; 3 5/8" wide; 13/16" thick
Catch: 4 3/4" tall; 13/16" wide; **One Key:** 3 3/4" long

ZLW-162F Very finely lost wax cast re-creation of a bed room or bath passage rim lock also by Mallory, Wheeler Circa 1870. No key, just a slide bolt from the inside of the room. Case: 2 1/2" wide by 3 1/2" long; Catch: 2 1/2" wide by 7/8" deep. The lost wax cast detail is marvelous.

These two locks are presented in Mallory Wheeler's catalog of 1882. They boast there that they were awarded "Gold Metals" at the Paris Exposition of 1878 for "reversible locks" of which, naturally, these two locks were submitted.



ZLW-110



ZLW-162F



ZLW-107SDL