



ZLW-105KL

**ZLW-105KL** Very large & heavy french handles. If you want a great impression, here it is. 5 1/4" x 1 1/4" by 2 3/4" tall. Sold pair w/-spindle. Fits all our doorplates & Cremones L-62H (cremone bolt page) might be needed with this heavy handle.



ZLW-106BP

**ZLW-106BP** Very nice "Louis" styled backplate for a more formal appearance. Finely Lost Wax cast. Reminds one of the palaces in France. 10 1/2"t x 2" w 2 1/4" c/c of spindle & keyhole round bit.

Mount 105KL with 106BP....wow!



ZLW-192K

**Emblematic Door Hardware**  
**ZLW-190** Great Mason's doorplate. Re-created by Lost Wax casting, the detail is simply breath-taking!

The sun rays; spires; and even the background is so crisp. 2 5/8" wide by 12 5/8" long; 2 1/4" c/c doorknob hole to keyhole distance.

**ZLW-192K** Mason's knob. 2" dia; 1 13/16" tall. Finest lost wax casting is used to produce this great lodge symbol. Taken from originals made at the turn of the century.

All emblematic door hardware is Antique Darkened hi/lo finish

**P&F Corbin, Circa 1900, Italian Renaissance School**

**ZLW-188K (roaring lion doorknob) and ZLW-189 & ZLW-189KO**

Very nice backplates and knob which are shown in the Circa 1900 catalogs of P&F Corbin. Corbin called this pattern "Pavia Design".

The lion oval knob meas: 2" wide by 2 7/8" long and 2 3/8" tall. Comes with connecting spindle.




ZLW-188K

The backplates ZLW-189 and ZLW-189KO meas: 4" wide by 18" tall and have a design of surmounted double full figured cherubs flanking a lion's head.

Very classical and for that matter...very ancient Roman.

Both knob and backplates are supplied in an antiqued hi/lo finish.

This set is a late addition to the catalog. Other configurations of this backplate will follow.



L-90DP L-80DP L-90KO L-80KO L-90 L-80 L-90SP L-80SP L-90TL L-80TL

**C. 1900's Wrought doorplates:**

**L-80 series** size: 2 1/4" wide x 7" tall

**L-90 series** size: 2 3/4" wide x 10" tall

All sizes and distances are like all of our other backplates and fit all of our knobs and locks like the other backplates.

**L-103K** Pr Heavy Cast plain round door knobs. Diameter and height are: 2 3/8"

**L-105K** Pr Heavy Cast plain oval door knobs. Oval: 2 3/8" x 1 9/16; 2 3/8" tall

Both knobs come with connecting spindle

**Emblematic Door Hardware**

**ZLW-178EC**

Lovely Elks club backplate. Lost Wax cast for great detail.

2 3/4" w by 10" tall. 2 1/4" c/c doorknob to keyhole distance

**ZLW-179K**

Elk's club Lost Wax cast knob, 2 1/8" dia; 2" tall

**ZLW-180K**

Elk's club Lost Wax cast knob, 2 1/8" dia; 2" tall

This is an especially nice knob with all the symbolism.

There is the deer figure, the clock face in the background with the star above and B-P-O-E around the lower rim. Very nice.

Elk's club hardware is antiqued



ZLW-178EC



ZLW-179K



ZLW-180K



ZLW-105K



ZLW-103K

**Beautiful LW Cast Keyholes**

**ZL-10** 1" wide by 1 3/4" tall

**ZL-11** 1 1/4" wide x 2 3/4" tall

**ZL-12** 1" wide by 1 1/2" tall

**ZL-14** 1" wide by 1 5/8" tall

**ZL-15** 1 1/8" wide by 2" tall

**ZL-16** 7/8" wide by 1 5/8" tall



ZL-15

ZL-10

ZL-14


ZL-16

ZL-12




ZLW-179K

All doorknobs come with connecting spindle



ZLW-130



ZLW-125



ZLW-196TL

**Wrought Rim Locks**

Locks are fully reversible by simply turning them over. Note the figure 8 keyhole for this purpose.

**L-125** Steel case-painted flat black without door knob receiver. Steel case thickness: .037"


**L-130** Solid Brass - polished with standard 11/16" doorknob receiver. Brass case thickness: .054"

Both locks, outside measurements: Lock case:- 4 3/16" wide by 6" long

Catch:- 4 3/16" wide by 1 11/16"

Backsets: to center of knob bit is 4 3/8" to the center of the k/hole is 1 11/16"

These locks are interior door quality and are not high security devices



ZLW-189

ZLW-189KO