



Pacific Pattern




ZC-56RV ZC-53SH



ZC-51RH

ZC-55B

ZC-15B



ZC-52FC

ZC-115RH

The Pacific Pattern mounts with small round #4 headed screws which are supplied-antiqued.

ZC-15B & ZC-16TV

Craftsmen Pacific pattern copper pulls. Both plates 1 1/4" by 4 1/2"; Ring: 1 5/16" diameter. All solid hand worked copper.

ZC-51RH

Nice two part Pacific pattern recessed handle. Both parts are made from copper and mount separately as well. Plate size: 1 3/4" x 5"; The recessed section is: 1" x 2 1/4" by 1/2" deep

ZC-52FC; ZC-53SH; ZC-54TV

Craftsmen Pacific pattern copper pulls and handles. Plates: 1 3/4" x 5" Great choice for matching hardware to install both horizontally & vertically

ZC-100SP Great Craftsman Pacific entrance plate. 3 1/2" x 21". The thumb latch and keyhole distances are set up for our lock L-9SP (SL or DL elsewhere in this catalog). We give you the choice of using this with a *door knob and plate* on the other side of the door (using lock L-9SP/SL), *or*, two thumb latches (using lock L-9SP/DL). We can help you order, & supply, a complete set. Note: While you could physically use two ZC-100SP on an entrance door--it does **not** meet building codes in most areas.


ZC-101TL The thumb latch that is normally used on the inside of the door in combination with ZC-100SP. Forgive the size of the picture; it is also 3 1/2" x 21". A very impressive appearance. If you wish to use ZC-100SP on the outside of the door, and ZC-101TL on the inside opposite--order lock L-9SP/DL



ZC-54TV

ZC-102HO

While the picture is small, the impression is large! This nice "handle only" is also 3 1/2" x 21" and does well where a door is in constant motion and another locking device is installed. The handle is mounted higher up on the plate in this case.



ZC-100SP



ZC-101TL




ZC-102HO



ZC-16TV

Pacific Pattern Switch Plates and Doorbell
Single switch plates & doorbell (2 3/4" x 6 3/4") and double switch plates (4 1/2" by 6 3/4") are shown below. Choose the plate for your application. Outside sizes might vary a tiny bit with the hand hammering technique, but it will not affect the precisely placed switch holes. Very nicely done.



ZC-39PB

ZC-43PB

ZC-80B

ZC-85B

ZC-84GF

ZC-86GF

ZC-113

ZC-37S

ZC-41S

ZC-44SP

ZC-38P

ZC-42P

ZC-87

ZC-82DS

ZC-81PC

ZC-83P

ZC-40BL