

H-90 Series: Solid Extruded Brass Barrel Hinges

Extruded barrel Hinges are hard to produce hinges. Our is a fully swaged barrel hinge made from solid extruded brass material. **No** cheap castings, **nor** white metal, **nor** plated steel

H-90 Measures: 16" long overall & the distance between leaves is 7 3/4"


H-90M Measures: 13" long overall & distance between leaves 4 3/4"

H-90S Meas: 10" long overall & distance between leaves: 1 3/4"

All hinge leaves are fully swaged & each leaf measures:

2 1/4" by 3/4". Can be used on both left and right hand doors.

H-91, below, are the leaves for this hinge, by themselves.



Wood Screws, Hanger bolts & escutcheon nails

- S-C4F** #4 brass screw, 1/2" long, flat slot head, c/s
- S-C4O** #4 brass screw, 1/2" long, oval slot head, c/s
- S-C5F** #5 brass screw, 3/4" long, flat slot head, c/s
- S-C5O** #5 brass screw, 3/4" long, oval slot head, c/s
- S-C658** #6 brass screw, 5/8" long, flat slot head, c/s
- S-C6F** #6 brass screw, 3/4" long, flat slot head, c/s
- S-C6O** #6 brass screw, 3/4" long, oval slot head, c/s
- S-C758** #7 brass screw, 5/8" long, flat slot head, c/s
- S-C8O** #7 brass screw, 1" long, oval slot head, c/s
- S-C100** #10 brass screw, 1 3/8" long, oval slot, c/s


The above **solid brass** screws are sold by 100pcs c/s = countersunk head

SCH hanger bolts for various products that come with a machine screw but require a wood screw for mounting applications. Sold in bags of 50pcs only.

- S-CH1** 8/32 machine thread, 5/8" long
- S-CH2** 8/32 machine thread, 1" long
- S-CH3** 10/24 machine thread, 1" long
- S-CH4** 1/4w20 machine thread, 1" long

S-N1 Escutcheon (keyhole) brass nails. Dia: 1/16"; with a length of: 9/16" Sold in bags of 100 pieces.


We don't ever break pack sizes of the above items




I-17 Solid Brass Table Fork
Used to hold table leaves together. Each housing, (1 1/4" x 1") has a flat spring installed to keep the fork from

sliding out. Usually two table forks are used on each leaf for strength.

Legs are: 2 1/2" c/c
Overall footprint: 3 3/4" wide x 2" tall
Best on the market




I-14 Tilt top table latch
Also can be used as furniture door latches when the jam meet the door at right angles. 1 3/4" diameter
Catch: 1/2" x 1"





I-18 Table leaf latch.
Catch is installed on one leaf, the latch on the other-prevents table leaves from parting. If the catch is installed slightly offset, it will act as a cam to draw both leaves together. Also used on flush cupboard doors too. 2" dia.,

H-5 Side mounted, flip over table hinge with radius ends which are installed w/-3/8" dia cutter. Leaves are: 2 3/8" long x 3/8" wide and 3/16" thick




H-91 Extruded, fully swaged leaves, hinge. Each leaf measures: 2 1/4" x 3/4" These are the same leaves used on the H-90 barrel hinge that is pictured left. Quality hinges milled and drilled from a solid block of extruded brass



H-97Q Small Quadrant hinge for small jewelry boxes etc. 1.25" wide by 1.5" leaf long (from center of the knuckle to the end of the leaf). Thin part of the leaf .30". Thickness: 3/64" Has stop arm. Hinge opens just past 90°. Gap between leaves-when closed is 1/8".

Carpet Lift Hinges
Isn't this a clever idea ! Instead of chopping nice Victorian doors off at the bottom so they will clear the carpet, you just install these solid brass lift hinges and keep those un-sightly gaps from occurring on your doors. Both hinges lift the same amount: At 90°, the hinge has lifted 1/4" and at 180° the lift is 1/2". These are not "tinny" hinges. Each leaf is a full 1/8" thick. Other sizes are on the picture



Brass Tray Handles
B-28A Side mounted tray handle
B-28B Bottom mounted tray handle
Both: 2 1/2" c/c, Size 2" high x 3 1/8" wide and they project about an 1"

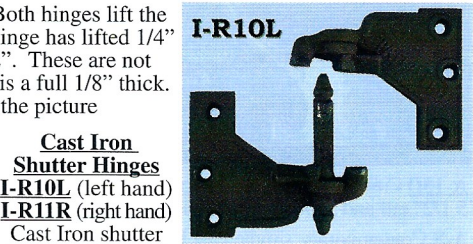
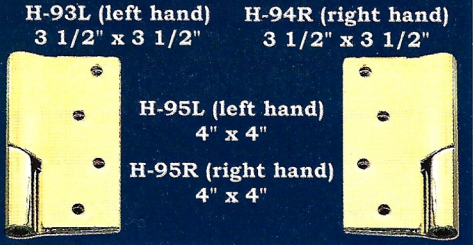

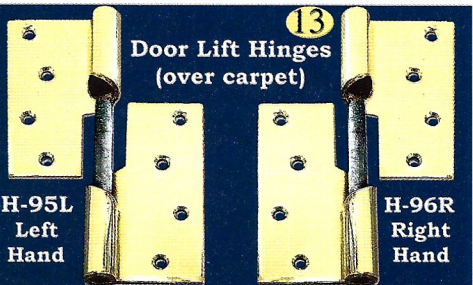

H-98F Wrought, **solid brass**, kitchen or other cabinet hinges. Jam leaf: 2 3/4" x 3/8"; door leaf: 1 1/4" x 1.5" tall.

H-99OS Wrought 3/8" offset, **solid brass**, kitchen or cabinet hinges. Jam leaf: 2 3/4" x 3/8" Door leaf: 1st protrudes out 7/16", 2nd drops down 7/16" and bottom is 1 1/4" long; 1 1/2" wide.



Two versions of the finest quality extruded brass sewing machine hinges.

H-78 Open Size: 2 3/4" H x 1 3/16" W 3/32" leaf thickness

H-79 Open Size: 4" L x 1 1/2" W at the widest end and 1 1/4" width at the center, 1/8" leaf thickness



Cast Iron Shutter Hinges
I-R10L (left hand)
I-R11R (right hand)
Cast Iron shutter hinges re-created from an "Acme" original, who, was the largest shutter hardware maker of the victorian times. We have chosen the most popular strong size: 3" because of customer input that the smaller ones often break. These shutter hinges have the, "open and locked function", improved and they fit tightly together just past 180° to keep shutters against the house. Overall distance from edge of the hinge leaf to the center of the pin: 2 5/8".
See our cast iron shutter "dogs" on another page.



H-7 Slant top desk, or upright desk, lid hinge and support. Ours is solid brass Size: 7" x 3/4". We manufacture this hinge to open at less than 180°. In this way when a load is applied, the hinge stretches to approach 180° instead of sagging past 180° as other hinges often do in operation or over a period of time with use. Trying to bend these hinges by hand is NOT like a load and they will not straighten out in your hands. If they did, they would not be strong enough for a desk surface load. Material thickness: 1/8"(3mm) leaves, 2mm braces.