



ZLW-90MS

ZLW-91BP



ZLW-62RW



ZLW-63BP (no text)

Outside Size: 3 5/8" by 12 1/4"



**Numbers:**

We call these nice Americana style numbers the "N Series"

Stock numbers are easy too. Just order *N-1* for #1; *N-2* for #2 and so on.

Nice looking. 5" high and cut from solid stock. Thickness: 3/16"

**L-10** Classical design letter slot with strong spring activated door. The letter slot mounts with two all threads with brass acorn cap nuts on 9 3/4" centers. Sink the acorn nuts below the surface of the wood and finish over them, or, mount L-10RP over the slot for a nice finished appearance. We have improved the manufacturing of this slot. Now we chase the edge of this mailslot, with a cutter on a profile milling machine for a nice crisp, finished look. Sizes: Overall 11 1/2" by 3 3/4". The doorway is 7 3/4" wide by 1 3/4" tall.

**L-10RP** Nice brass plate to use on the inside of the door, opposite an outside letter slot. Shaped like our L-10 but can be used with others. 11 1/2" x 3 3/4" with the slot being 8 1/2" by 2"

**ZLW-61RLS** Lost Wax cast rococo letter slot. Meas: 13" wide, 4 1/4" tall (tallest part), screw centers on 9 1/2cc. Shaped Slot: 7 1/2" wide by 1" (at the narrowest) and 2" at the widest.

**ZLW-77BP** Stamped and shaped backplate for 61RLS. Nicely done. 13" x 4 1/4". .055" thick

**ZLW-62RW** Lost Wax Cast brass, *Ribbon and Wreath* design mail slot. Nice large size: 12 1/4" by 3.5" outside; slot measures: 1 1/2" x 10"


**ZLW-90MS** Rare victorian oversize mail slot. Now perfect for today's mail. Lost Wax cast for excellent detail. Actually, these were sold during Victorian times as newspaper slots. But today, they are perfect for mail. Overall: 10 3/4" wide by 3 3/4"; Slot: 7 7/8" x 2"; Mounts with 2 rear bolts (supplied)

**ZLW-91BP** Rare matching victorian oversize mail (newspaper) slot inside door plate. 10 5/8" w by 3 5/8" Slot: 7 7/8" x 2". Great detail by Lost Wax casting.



ZLW-61RLS

ZLW-77BP




L-10



L-10RP

**F-A1** Early American Terry style fine lathe



F-A1

M-7SF


M-7

turned finial. 4" tall; 1 3/8" dia with a 3/4" dia base  
**M-7** Bed Post ball. 2 1/4" ball with 1" dia base. 3/8" thread. Made by deep drawing so *minor* surface imperfections might occur...just like the old ones.  
**M-7SF** Small turned finial for shelves, clocks etc. 1" tall, 5/8" base. The nice final touch for a cute item.  
*F-A1* & *M-7SF* come with 8/32 threaded hanger bolts



ZLW-68LH

**ZLW-68LH** Nice Victorian pattern chest handle. Heavy quality. Functions as a lifting handle for trunks or heavy drawers. Often, there just isn't a handle strong enough, or pretty enough for heavy drawers. But there is now. 3 3/4" w x 3 3/4" high. Backplate meas: 3" x 3"



ZLW-96HD

**ZLW-96HD** Lost Wax cast Northwind handle set: Special posts were created for this set to re-create the nice antique perfectly. 1 1/8" c/c; OA 2 3/4" w x 2" tall



ZLW-113L

**ZLW-74B** Lost Wax cast precision design bail. 4 3/4" w x 1 1/4" h. 4" c/c Lovely Lost Wax design. Cannot get a better antique quality file type pull.



ZLW-95E

**ZLW-95E** LW North wind face keyhole: 2" x 1 3/8"



B-18



E-8B



E-8C



ZLW-112D



ZLW-115R

**Small cast and wrought brass handle sets. ALL 2" boring with turned posts.**

**B-18** Bow bail with 1" washers

**E-8B** Backplate and keyhole / bail combination

**E-8C** Backplate and bail with out keyhole.

Both **E-8B** and **E-8C** bplates are 1 13/16" x 3 1/2" wide & 1/16" thick. All 8/32 thread.

**ZLW-112D** LW cast delux ring pull. 3" tall; 2 3/4" wide. single screw rear mount

**ZLW-113L** Lost Wax cast lovely lion head pull. 3" wide; 3 1/2" t, db rear screw mount

**ZLW-115R** LW cast one pc ring pull. 3 1/4" t; 2 1/2" wide single screw rear mount



ZLW-48K



ZLW-49K

**ZLW-48K** Fine, Lost wax cast brass Rococo style, large knob-superb 1 3/4" diameter 1 9/16" tall

**ZLW-49K** Fine, Lost wax cast, brass, French Empire style, lrg knob-superb. 2" dia; 1 13/16" tall



D-4

**D-4** Precision cast 2" dia regency style ring pull w/ single, center mount 8/32 screw



D-16

**D-16** Precision wrought 2" dia (across the flats) octagonal regency style ring pull with single, top mount for 8/32 screw; steady nail



D-20

**D-20** Precision wrought 2" dia regency style ring pull with single, top mount for 8/32 screw; steady nail below



ZLW-181D

**ZLW-181D** Very elegant lady cameo drop. Both parts are made by lost wax casting to get every great detail. 2 1/4" overall height. Stands off the furniture: 3/4" For the very best antiques.



ZLW-74B