




L-59BL




ZLW-131BL

ZLW-131BL...rare early eastlake doorbell push. Sizes & mounting like ZLW-132GR lion push.



L-25BL




ZLW-64BL



L-4BL



L-57BL



ZLW-165BL



L-5NDBL



ZLW-132GR

ZLW-132GR...rare early Lovely lion-doorbell push. We even fabricated the bakelite interior and pushbutton, to be darn accurate.

Mounts by screwing backplate to the wall and then screwing the

head onto the backplate; no screws are seen. OD: 2 3/4"



ZLW-82BL



ZLW-67BL



L-16



L-64BL



ZLW-70BL



L-66BL



L-5BL



L-24BL



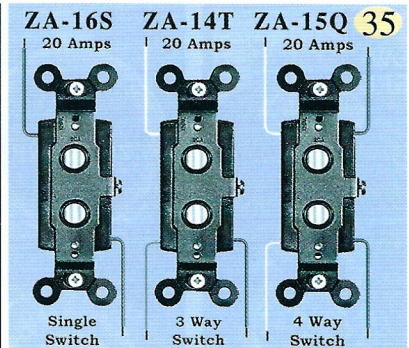
ZLW-55BL

L-4BL Cast floral design door bell push, rose OD: 2 3/4"
L-5NDBL Wrought plain design door bell push, rose OD: 3"
L-5BL Wrought scroll design door bell push, rose OD: 3"
L-16 Nice rococo cast brass doorbell push button. Porcelain push button. Nice touch at any door. Also, makes a great housewarming gift. Originally made by Sargent Circa 1910, Size: 7 1/2"H x 2 3/8"W.
L-24BL Cast matching beaded door bell push, rose OD: 3"
L-25BL Cast "Eastlake" design door bell push, rose OD: 2 3/4"
L-57BL Nice Scroll Small Victorian style door bell push button 1 3/4" x 5"
L-59BL Our fine doorplate, with bell mechanism added, making a large impressive bell push. Meas: 3 7/8" x 15" Yes, a monster door bell.
L-64BL One of the very first late Victorian electric door bells. The complete mechanism "was", in Victorian times, in the case. O/A: 2 3/4" x 6 1/2"
L-66BL Sand cast "marquis" pattern doorbell push button. 1 3/4" x 7"
ZLW-36BL Victorian Eastlake Style push button. Fine Lost Wax casting which measures: 2 1/8"W x 6 3/8"H,




ZLW-36BL

This push was made, originally, by "Norwalk" Circa 1880+
ZLW-55BL Lost wax cast push button. Meas: 2"W x 6 1/4"H
ZLW-64BL Lost wax cast push button. 2 1/8"W x 6 3/8"H
ZLW-67BL One of the nicest lost wax cast Victorian Neo-rococo Style push button. It just screams "quality". Measures: 2 5/8"W x 7 7/8" H
ZLW-70BL Lost wax cast push button. 2 1/8"W x 6 1/2"H
ZLW-82BL Fine Lost Wax cast Aesthetic push button. 1 9/16" x 4 1/2"
ZLW-165BL For someone who can't get enough Victorian rococo design, this cannot be bettered. The original took our breath away when we spotted it at an antique show. We had to have it and we had to share. Top surmounted winged cupid head; winged nymphs to each side, cartouche and scroll decor throughout. 6 1/4" tall x 4.5" wide
Every push button here has a fine porcelain button except ZLW-131BL & ZLW-132GR which have Bakelite.
We have all the original American antique samples and make our molds "directly" from them. There are no better push buttons. Why buy European designs, offered by others, for American homes ?



Za switches-1900's Push buttons
Fits all standard electrical boxes-bakelite body just like early 1900's. Heavy duty 20 amp rated...not light weight design.

L-W1 thru L-W 21 series
These covers are all precision metal and graphite mold castings; Not thin stamping nor rough sand castings that our competitors will offer. All polished.
Design is so special, it's copyrighted.
Standard single gang switch cover: Size: 4" 7/8" H x 2 7/8" W
Standard double gang switch cover: Size: 4" 7/8" H x 4 7/8" W
Standard triple gang cover: Size: 4" 7/8" H x "W"
Deco design switch plates are available in another part of the catalog



Design: 1989 © AABCO