




ZB-15 ZB-14

**ZB-14 & ZB-15  
Pocket Door handles**

Lost Wax cast brass beauties-antiqued. Choose with keyhole or without. Windsor pattern matching the rest of the suite. 5 1/8" tall x 2" wide. Inset: 3 1/8" tall by 1 3/4" wide; 5/16" deep




**Windsor Pattern Bin Pulls**

Lost Wax cast brass-nicely antiqued  
**ZB-18** Sm 3 3/4" wide by 1" tall; Screw holes: 3 1/4" cc.  
**ZB-19** Larger 4 1/8" w x 1" tall; Screw holes: 3 3/4" cc



ZB-21




ZB-20

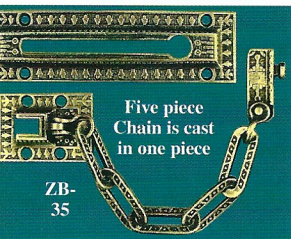
pattern bell operator. It will work old bells or our ZB-21. OA size: 1 7/8" wide by 5 1/4" t. ZB-21 instructions supplied.

**Windsor Lost Wax Cast Brass Hinges**

**ZB-950** 5" x 5" hinge with steeple finials.  
**ZB-945** 4.5" x 4.5" hinge with ball tip finial.  
**ZB-940** 4" x 4" hinge with ball tip finial.  
**ZB-930** 3" x 3" hinge with ball tip finial.  
**ZB-31** 2 1/4" x 1 3/4" shutter hinge with ball tip finial. Can be used on cabinets too.  
*These hinges have tapered thickness leaves from thick at the knuckle to thinner at the edge. All hinges are sold in prs. They all match other hardware and are very beautiful. All given the antique hi/lo finish and lacquered.*



ZB-950




Five piece Chain is cast in one piece but each link is separate. Very neat. Jam base: Door base:

ZB-35


**Reading Hardware Co.** produced a popular pattern, Circa 1885, called "**Windsor**". It was (is) **very** attractive and many items were made to match. We present re-creations, taken from antiques, that have been collected over some years. Our Windsor items are all "high end" lost wax cast brass-antiqued (hi/lo finished), then, lacquered. These Lost Wax castings are simply, the best you can buy.



**Windsor Pattern doorknobs-Lost Wax Cast Brass**  
**ZB-37K** 2 1/4" dia x 2 1/2" tall. **ZB-38K** 2 1/8" dia by 2" tall. **ZB-39K** 2 1/8" dia by 2" tall. All doorknobs have 11/16" shafts. Come complete with square threaded connecting spindle. Antiqued & lac-Sold set




**Lost Wax Cast Brass Knob Roses**  
**ZB-25** 2" dia door knob rose  
**ZB-26** 2 1/8" dia door knob rose  
*Both Windsor roses accept all Windsor knobs. Just lovely detail.*



ZB-42


**ZB-21**  
 Our Windsor Pattern lever door bell is completely lost wax cast. This bell has an outside diameter of 4 1/2". Screw tabs add 1/2" each. The bell can be mounted directly for thru door working or used with a chain for offset mounting.

**ZB-41** Lost Wax cast brass door bell push-Windsor Pattern. 2 1/4" w by 5 1/8" tall. Authentic bakelite push button mechanism



ZB-945 ZB-940 ZB-930 ZB-31

**ZB-36** Lost Wax cast brass cupboard turn latch-antiqued. Turn backplate: 2" tall by 1 1/4" wide; Catch: 2" x 1/2". Turn protrudes 5/8" beyond the plate. Mounts 2 screws-invisible when in closed position. What a great and rare piece to have found, and, recreated in this great pattern.



ZB-36



ZB-30H ZB-24




**ZB-13, ZB-27, ZB-28; ZB-40** Lost Wax cast brass backplates. **ZB-27** and **ZB-40** are the same size: 1 5/8" wide by 4 1/8" tall.

**ZB-28** 1 3/4" w by 5 1/2" tall; 2 1/4" c/c from door knob hole to round keybit part. Use locks L-9 or L-53ML depending on the backset desired.

**ZB-13** 2 1/4" wide by 8 3/4" tall. This plate has two keyholes. One at 2 1/4" c/c the other (underneath the small swing door) at 3 3/4" c/c. Use combination of latch L-6 with deadbolts L-54B or L-74 for the wider 2nd keyhole. Antiqued

**ZB-24** Windsor finger pull 1 1/2" wide by 1 1/4" tall Antiqued See catalog, pg 32, for **ZB-6** matching smaller finger pull.

**ZB-30H** Hook-Protrudes: 3 3/4"; 2 1/2" tall. Mounts w/-two screws Mounts with 2 screws on a 1 1/2" x 3/4" backplate



ZB-17

**ZB-17** Lost Wax cast brass sash lift-antiqued. 2 3/4" w by 1 3/8" tall. Screws: 1.5" cc Recessed section: 2" wide x 1" tall x 1/2" deep



**ZB-16** Lost Wax cast brass bin pull-antiqued. 3 1/2" w by 1 1/4" tall. Screws: 3" cc



ZB-41



ZB-32

**ZB-32** Windsor pattern cupboard latch. The catch goes under the shelf..not on top-nice. 3/4" w x 3 1/2" t. Handle Protrudes out: 1 1/8". Hook protrudes backward: 1 3/4"