




ZLW-46LB

ZLW-46LB "Here kitty, kitty"-well, maybe not. Feline motif, precision Lost wax cast brass handle set. 4 7/8" wide x 3" tall-from the top of the kitty's head to below the bail. 3" c/c. Extraordinary detail-appears it might bite!!



ZLW-47K

ZLW-47K matching Lost wax, cast, knob is 1 7/8" tall x 2" wide; projects out 1 3/4". Same precision detail as the handle set. Bail and knob are worth every penny.



D-6 Fine Eastlake ebonized 3" long drop.

D-6F Fine Eastlake Oak 3" long drop.

Both D-6 & D-6F Backplate: 1 5/8" dia.

D-6TP Eastlake ebonized pull-2 3/4" wide x 2 3/8" tall. Backplate is 1 5/8" dia.

D-6 and D-6F are 3 5/8" overall height, D-6TP is 3 1/2" overall. All use 8/32 thread

K-11 ebonized knob. **K-12** Hardwood matching walnut or M-8/M-9 series carved handles, **K-20** Oak knob matching D-6F

All knobs are 1 1/8" dia. and 1 1/4" tall.



M-5B

M-5B Cheval or Shaving Mirror swing supports. Precision cast Bow: Dia: 1 1/4". One set mounts one mirror completely and the set comes complete with 2 lengths of 1/4w20 screws at 2 1/4" and 3 1/2" long.

Thick friction washers (fits between mirror and stile) are also supplied.



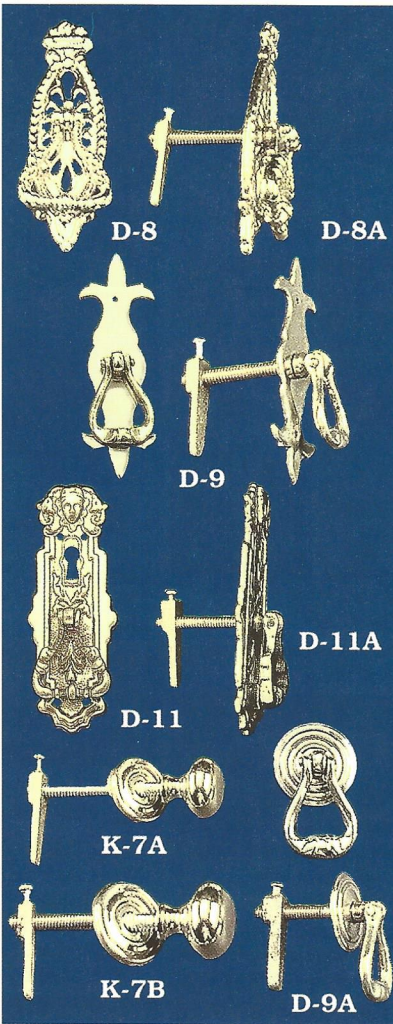
M-27



B-W3




M-26



are simple cupboard turns to match our K-4 series knobs or as a stand alone cupboard turn-- 1/4" round threaded shafts.

D-8A and D-11A can be used with locks S-A11L and R.



B-W1 Machine carved Oak desk or other type furniture handle. size: 7" x 1 3/8".

B-W2 Machine carved Oak desk or other type furniture handle. size: 5" x 1 1/4".

B-W3 Carved oak Victorian handle- non-handed- 6 1/2" x 1 3/4"

B-W4 Plain oak machine carved handle. 7" x 1 3/8".

B-W5 Plain oak machine carved handle. 5" x 1 1/4".

M-8 Left hand handle. Finely carved hardwood (matching walnut) handle sizes, approx since hand carved. size: 7" x 2 5/8".

M-8A Left hand handle. Finely carved hardwood (matching walnut) handle sizes approx since hand carved. 5" x 1 7/8".

M-9 Right hand handle. Finely carved hardwood (matching walnut) handles sizes approx since hand carved, size: 7" x 2 5/8"

M-9A Right hand handle Finely carved hardwood (matching walnut) handle sizes approx since hand carved. 5" x 1 7/8"

M-26 Carved hardwood matches walnut. 2 1/4" x 5 1/2"

M-27 Carved hardwood matches walnut. 2 3/8" x 7"

"Cupboard Turns" and two versions of Door Pulls without turnpieces

D-8 & D-11 Both of these are wrought backplates with only handles attached-no turnpieces.

D-8A and D-11A are the above backplates with turnlatches attached which have square 1/4" threaded shafts. Use as is for any cupboard as a locking mechanism by itself or cut the rod to length and use in wardrobe door locks.

Meas: D-8 & D-8A Backplate is:

4 3/16" x 1 3/16",

Meas: D-11 & D-11A Backplate is:

4 3/8" x 1 5/8".

D-9 This is the only other cupboard turn with a square threaded shaft besides D-8A or D-11A. Identical uses.

Backplate measures: 3 1/2" x 1 1/4".

D-9A Inexpensive solution for non-operating locks or simple cupboard turns. Washer is 1 3/16" Dia.

K-7A (1" dia.) and **K-7B** (1 1/4" dia)



All Drops in this panel use the same heavy lathe turned drops on pinned swivel joints. Don't confuse our drops with cheap wire jointed drops on the market elsewhere.

Note also that our drops have a stop installed which prevents them striking nice polished furniture. Small drops are 1 1/2" long and Large drops are 2" long.

B-15, D-2C, D-2D, (D-8, D-8A illus above) E-23, E-24, all matching products. Also D-2G, D-2H and D-2HE are all matching products. Drops use 8/32 thread.

B-15 Early American style bail-3" boring on 1-5/8" x 1 1/8" pierced washers.

D-2A Small drop on 1" backplate.

D-2B Large drop on 1 3/16" backplate


D-2C Small drop on heavy 1 5/8" x 1 1/8" pierced washer. **D-2D** Large drop on heavy 1 5/8" x 1 1/8" pierced washer.

D-2G Small drop on "Early American" backplate 2 1/8" tall x 2 3/8".


D-2H Large drop on "Early American" backplate 2 1/8" tall x 2 3/8"

D-2HE Matching keyhole "Early American" backplate 2 1/8" x 2 3/8".

E-23 Horizontal keyhole and **E-24** Vertical keyhole are both 1 5/8" x 1 1/8".



ZD-1 Cute, lost wax, brass handle: 1/2" x 2 3/8" long; Screws at 2" c/c



Mirror supports for dressing table mirrors
M-5 European style mirror mounts made from brass plated steel. 3/4"W x 1 3/4"T This european design often used in USA.

M-5A American style mirror mounts made also from brass plated steel. 2"W x 1 1/4" **Either Set will mount one mirror**