

140-PDC-AB  
&  
141-PDC-NI



**140-PDC-AB (Antiqued hi/lo Brass-shown )**  
**141-PDC-NI (Nickel Plated solid brass )**

Doesn't this light just scream "Deco" ??? The lines of the canopy, which are repeated on the bowl and arms, are just wonderful for this period. This light is all Lost Wax cast brass so you know that the precision of design is really there.

We make this light in two finishes to compliment any decor. *First*, as pictured, is the "Antique brass-hi/lo" finish which is very rustic and matches good earth color decorative schemes. *Second* is a bright Nickel plated over solid brass which is perfect for that decor type which accents the brash and modernistic mood of the time. Both are extremely nice. We are now working on a matching sconce which will be available in the next catalog, so buy with confidence if you want to match at a later date. The shades are included in the price and come with it as a set. Supplied 32" tall. It can be made shorter by removing chain links to as short as 15". Spread: 23" w/-shades.



49-ANT-PL  
&  
50-NIC-PL

**49-ANT-PL (Antiqued hi/lo Brass-shown )**  
**50-NIC-PL (Nickel Plated solid brass )**

Another screaming "Deco" light this time: a rare portable lamp. Note the great base & stem. As pictured, is the "Antique brass-hi/lo" finish which is very popular for earth tones.

*Also available:* is a bright Nickel plated over solid brass, popular for modernistic looks.

Both are Lost Wax cast & have nice detail. Both lights come complete with the black tapered shade as shown. Each light has two candle style sockets but take a regular medium bulb and is rated for 100 watts each.

It is no accident that we pictured this light next to the 140 & 141 ceiling light. While, we do not think that the original antiques were made by the same company, their design elements are nicely matching and complimentary. You could use the two in the same room and they would be very complimentary. The base meas: 4" x 7 1/4" and has a nice rotary "off/on" switch. 21" tall. Note the nice finial which matches the center design.



78-NCB-DL

**78-NCB-DL (Nickel Plated solid brass)**

or  
**79-CBL-DL (Polished Brass-shown)**

While most deco hanging shades of the period were about 11" diameter, this one is slightly larger at 14" dia and fits 30's sized rooms perfectly with 300 watts possible of light. Ht: 37.5" but can shorten to 17", by removing chain links. Three sockets; each rated up to 100 watts.

The shade is included in the price.

2730-K



**Nice lights from other manufacturers. Good prices & Quality**

**2713-K** Polished copper and brass combination giving this light a nautical flavor. Body height is 13" Suspend with chain from 14" to 39" in length.

**2730-K** Old brass finish with "prismatic look" lens single hanging light. 18" dia., Body height: 13 1/2" Suspend with chain from 14" to 39" in length.

Both **2713-K** & **2730-K** lights have a single socket rated for 150 watts.


**Deco Chrome plated sconces--Price includes the shade for these three:**

**6171-K** (single): 4 1/2" wide by 9 1/2" tall & projects: 8" 100 watts-1 lamp

**6172-K** (double): 10 1/2" wide by 8 1/2" tall & projects: 8"; 100 watts x 2

**6173-K** (triple): 15 1/2" wide by 8 1/2" tall & projects: 8"; 100 watts x 3

2713-K



6173-K

**6929-K** Polished brass finish-etched rib glass, One socket 150 watts max. Ht: 6 3/4"; W: 14"; projection: 7"


**6935-K** Polished brass finish-etched glass, Socket 100 watts. Ht: 6 1/4"; Width: 18 1/2"; projection: 9 1/4"

**6950-K** Polished solid brass, One socket 150 watts max. Height 7"; Width 12 1/4; projection: 6 1/4"

**Shades ARE included in the price for this group.**  
**No substitutions**



6172-K




6171-K



6929-K



6950-K



6935-K